


The 360 Series Label Applicator

CTM **INTEGRATION INC.**
Labeling Systems Built to Last



Tamp Blow Module



Air Blow Module

Innovations in Labeling
www.ctmint.com

The 360 Series Label Applicator

Features:

The 360 Series Label Applicator is a rugged, versatile labeler loaded with standard features not found on most other applicators. The 360 can be configured as a merge, blow-on or tamp-blow applicator and each module can also be easily switched to an opposite hand with no change parts in a minimum of time. The 360 is available in 5", 7-1/2" and 10" widths and all units are stepper motor driven and include Dual Microprocessors, State-of-the-art electronics, intelligent control equipped with onboard I/O, and a "Self-teaching" label sensor.

Stepper Motor

The 360 stepper drive uses a micro pulse driver for increased accuracy and performance, and is programmable to dispense labels at up to 2100 inches per minute.

Control

The 360 is equipped with state-of-the-art electronics featuring a Dual Microprocessor control - One 32-bit processor supervises the application program while a digital signal processor (DSP) supervises the motion loop resulting in faster response times and improved application accuracy. The 360 controller is also equipped with onboard I/O pre-wired to external connectors to accommodate the following:

low label	tamp home and extend switching
web break	encoder velocity compensation
loose loop control	product shape profiling
imprinting	zero downtime configuration

Each machine is shipped preprogrammed and can have the additional hardware installed at a later date for simple "plug n play" operations. The electronic control assembly is packaged as a module and can be easily removed for repair or replacement, eliminating costly downtime and servicing.

Operator Interface

The self-prompting user-friendly display control comes with an easy to read, 4 line, 40 character LCD display. Dedicated soft keys allow quick access to the most frequently used set up parameters, thus eliminating lost time searching through complicated menus.

Electrical:

108-132 VAC, 50/60 Hertz, Single Phase, 10 amps.

Air Consumption:

Up to 4 CFM at 60-90 psi.

Labeling Speeds:

Programmable to 1500 inches per minute, to 2100 IPM with over-size unwind and rewind. Programmed with speed profiling ability.

Product Sensing:

Retroreflective scanner provided as standard, other types available

Label Sizes:

	Minimum	Maximum
Air Blow	3/4" wide x 3/4" L	5" wide x 5-1/2" L
Merge	3/4" wide x 3/4" L	5" wide x 20" L
Tamp	3/4" wide x 3/4" L	5" wide x 10" L

Label Roll Size:

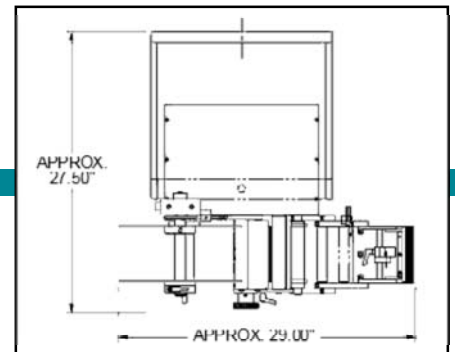
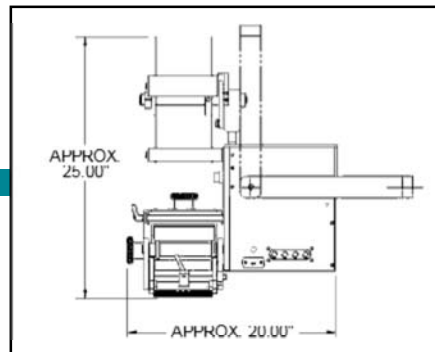
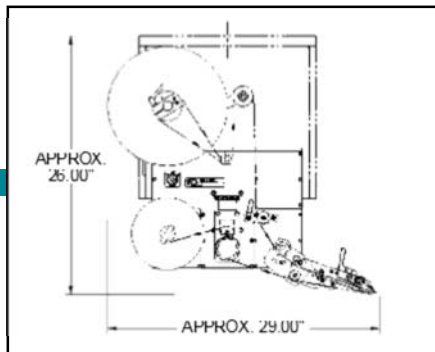

Maximum 12" OD x 3" ID core
Optional 16" OD or 20" OD x 3" or 6" ID cores

Label Placement:

+/- 1/32"

Dimensions:

Air Blow 28" wide x 24" Tall x 27-1/2" Deep
Merge 29" wide x 25" Tall x 27-1/2" Deep
Tamp 28" wide x 22-1/2" Tall x 27-1/2" Deep



QLC

537 Progress Drive
Hartland, WI. 53209
Phone: (262) 367-1 400
Fax: (262) 367-1 405
Toll Free: (800) 837-1 309
Email: info@qlc-labeling.com

